



Q3 2025-26

Overview of statistics for the Hertfordshire CCTV
Partnership Control Room Operations

For the Members of the Partnership

Stevenage, North Herts, East Herts and
Hertsmere Councils



HERTFORDSHIRE
CCTV



All Reported CCTV Incidents are given a Category

Each Category can be used on its own, however some categories have Subcategories to differentiate between certain areas that may need to be reported on separately

In the next slide shows all the Categories and their subsequent Subcategories that are associated with them

| Category | Subcategory |
|-----------------------------|-------------------|
| Abduction | |
| Alarm Activation | |
| | Intruder Alarm |
| | Personal Attack |
| | Monitored site |
| Anti Social Behaviour | |
| | Drunken Behaviour |
| | Public Order |
| | Affray |
| | Begging |
| | Indecency |
| | Littering |
| | Nuisance |
| | Disorder |
| Arson/Fire | |
| Assault | |
| | Rape |
| | Sexual Assault |
| | ABH |
| | GBH |
| | Robbery |
| Bomb Threat/Suspect Package | |

| Category | Subcategory |
|---------------------|------------------|
| Breach | |
| | Bail |
| | Court Order |
| | Curfew |
| | CPN |
| | CBO |
| Burglary | |
| | Ram Raid |
| Concern for Welfare | |
| | Missing Persons |
| | Injury |
| | Mental Health |
| COVID19 Related | |
| Criminal Damage | |
| Deceased | |
| | Murder |
| | Sudden Death |
| | Suicide |
| Deception/Fraud | |
| | Banking Protocol |
| | Extortion |
| Domestic | |
| | Assault |
| | Anti-social |
| Drug Related | |

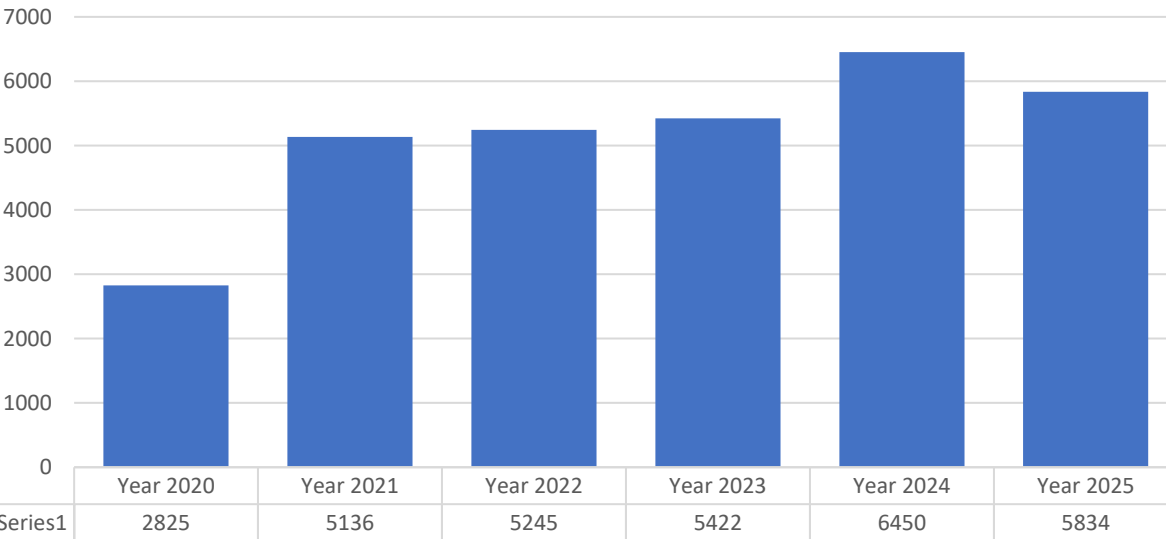
| Category | Subcategory |
|---------------------|---------------------------|
| Emergency Incident | |
| | East Herts Emergency Plan |
| Environmental | |
| | Flooding |
| | Damage |
| Fly Tipping | |
| Hate Crime | |
| | Race Related |
| Immigration | |
| Lone Worker | |
| | East Herts Lone Worker |
| Other | |
| Police Request | |
| | Operation |
| | RIPA |
| | False/abandoned 999 |
| | Warrant or wanted |
| Post Event Viewing | |
| | Download for Police |
| | Download for Authority |
| | Public Viewing Request |
| Suspicious Activity | |

| Category | Subcategory |
|--------------------------------|-------------------------|
| Theft | |
| | Handing Stolen Property |
| | Shoplifting |
| | Purse Dipping |
| Traffic Incident | |
| | RTC |
| | Broken Down Vehicle |
| Unauthorised Access (Trespass) | |
| Vehicle | |
| | Stolen |
| | Theft From |
| | Damage |
| | DUI |
| | ANPR activation |
| | No Insurance |
| Weapon | |
| | Firearms |
| | Knife |
| | Bat/Bar |

Control Room Total Incident Data 2025/26

- The CCTV Control Room Recorded 6276 incidents in the year 2024/25
- This was an increase from 5707 incidents in 2023-24 and an increase from 4965 the year before
- As of Q2 2025-26 the control room has recorded 2876 Incidents

| Year 2020 | Year 2021 | Year 2022 | Year 2023 | Year 2024 | Year 2025 |
|-----------|-----------|-----------|-----------|-----------|-----------|
| 2825 | 5136 | 5245 | 5422 | 6450 | 5834 |

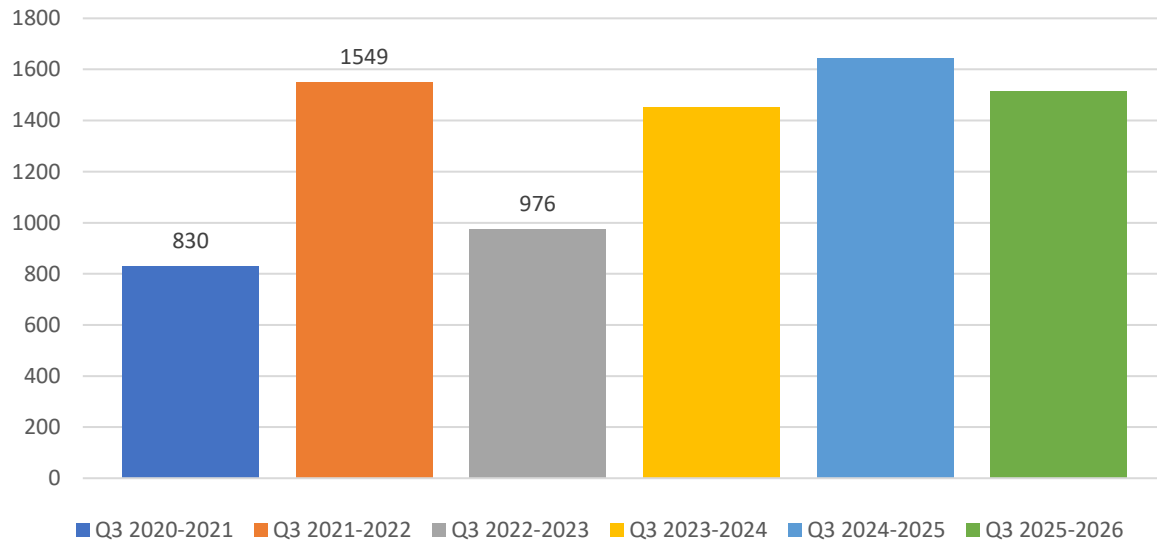


| Month | Year 2020 | Year 2021 | Year 2022 | Year 2023 | Year 2024 | Year 2025 |
|-----------|-----------|-----------|-----------|-----------|-----------|-----------|
| January | 0 | 228 | 665 | 384 | 549 | 536 |
| February | 137 | 282 | 450 | 455 | 476 | 487 |
| March | 297 | 408 | 496 | 492 | 591 | 419 |
| April | 165 | 395 | 401 | 455 | 498 | 439 |
| May | 213 | 418 | 464 | 383 | 533 | 483 |
| June | 191 | 460 | 486 | 451 | 520 | 451 |
| July | 348 | 481 | 367 | 449 | 600 | 538 |
| August | 360 | 447 | 352 | 453 | 538 | 484 |
| September | 284 | 468 | 588 | 448 | 503 | 481 |
| October | 290 | 588 | 394 | 407 | 599 | 510 |
| November | 263 | 530 | 262 | 494 | 534 | 549 |
| December | 277 | 431 | 320 | 551 | 509 | 457 |

Control Room Total Incident Data Q3 2025-26

- The CCTV Control Room recorded 1503 Incidents in Q2 2025-26 Relating to CCTV
- This was a decrease from 1641 incidents in Q2 2024-25 and an increase from 1350 the year before

Q3 Total Incidents

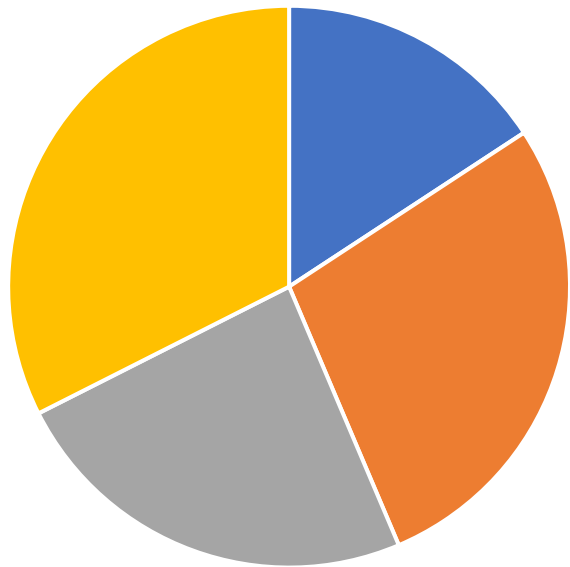


| Q3 2020-2021 | Q3 2021-2022 | Q3 2022-2023 | Q3 2023-2024 | Q3 2024-2025 | Q3 2025-2026 |
|--------------|--------------|--------------|--------------|--------------|--------------|
| 830 | 1549 | 976 | 1452 | 1642 | 1516 |

Incident Statistics By Partner

Q3 2025-2026

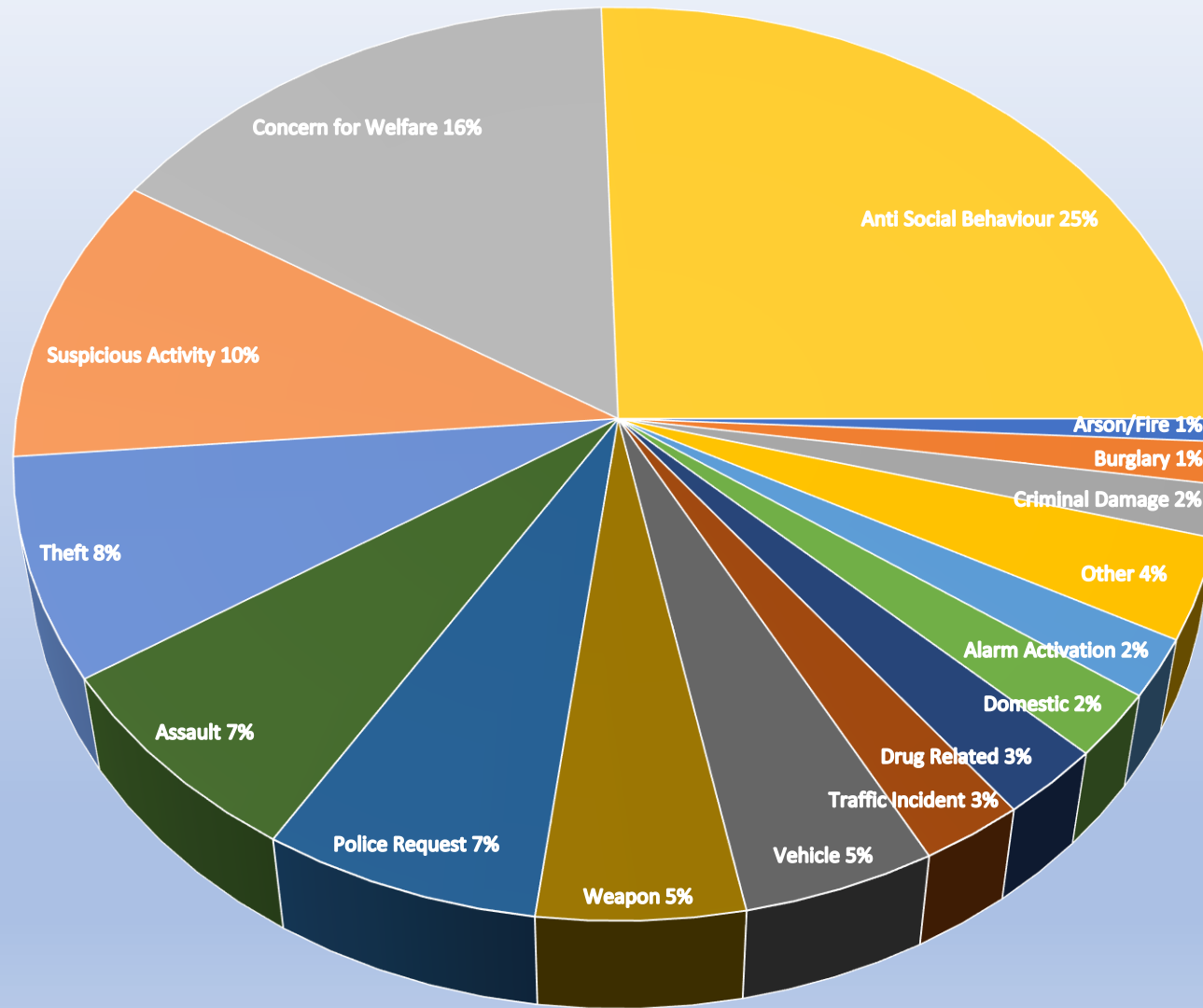
Incidents



■ North Herts ■ East Herts
■ Hertsmere ■ Stevenage

| Partner | Incidents |
|-------------|-----------|
| North Herts | 137 |
| East Herts | 242 |
| Hertsmere | 208 |
| Stevenage | 282 |

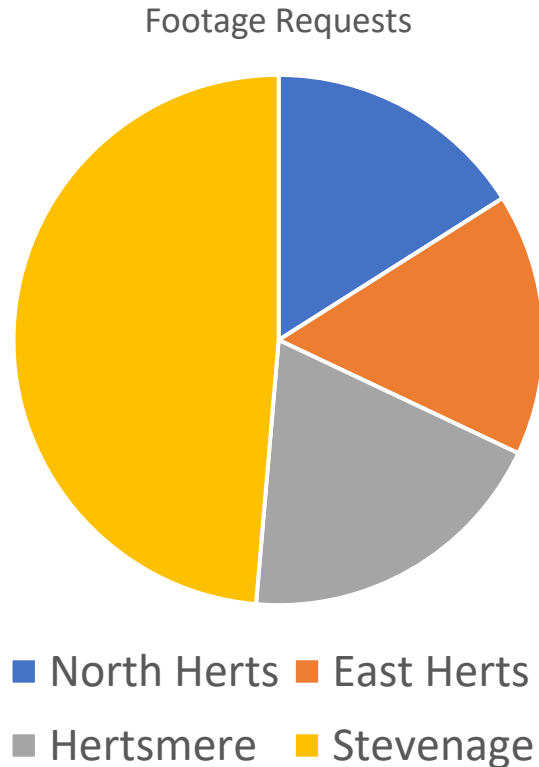
Incident Category Split All Partners Q3 2025 - 2026



- Arson/Fire
- Burglary
- Criminal Damage
- Other
- Alarm Activation
- Domestic
- Drug Related
- Traffic Incident
- Vehicle
- Weapon
- Police Request
- Assault
- Theft
- Suspicious Activity
- Concern for Welfare
- Anti Social Behaviour

Footage Request Data

- The CCTV Control Room recorded a total of 331 footage requests for the CCTV Partners cameras in Quarter 3 of 2025-26



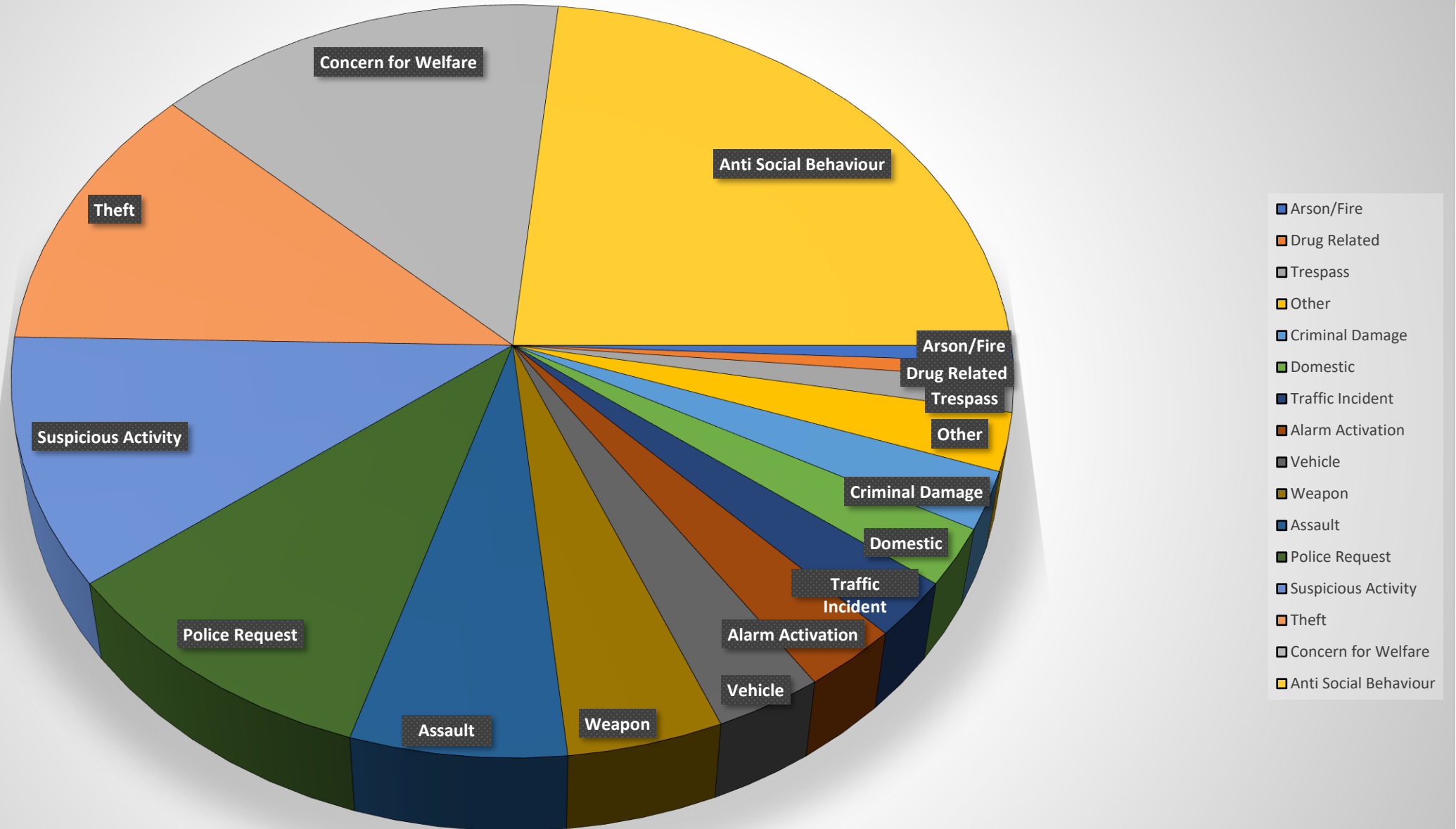
| Partner | Footage Requests |
|-------------|------------------|
| North Herts | 53 |
| East Herts | 53 |
| Hertsmere | 64 |
| Stevenage | 161 |

Stevenage Incidents Q3 2025-2026

- **All Stats relate to incidents in Stevenage including**
- Town Centre
- Neighbourhood Centres
- Old Town
- Residential Blocks

| Category Name | No. of Incidents |
|-----------------------|------------------|
| Arson/Fire | 2 |
| Drug Related | 2 |
| Trespass | 4 |
| Other | 7 |
| Criminal Damage | 7 |
| Domestic | 7 |
| Traffic Incident | 7 |
| Alarm Activation | 8 |
| Vehicle | 9 |
| Weapon | 13 |
| Assault | 18 |
| Police Request | 28 |
| Suspicious Activity | 30 |
| Theft | 33 |
| Concern for Welfare | 41 |
| Anti Social Behaviour | 66 |

Stevenage Incident Categories Q3 2025-2026

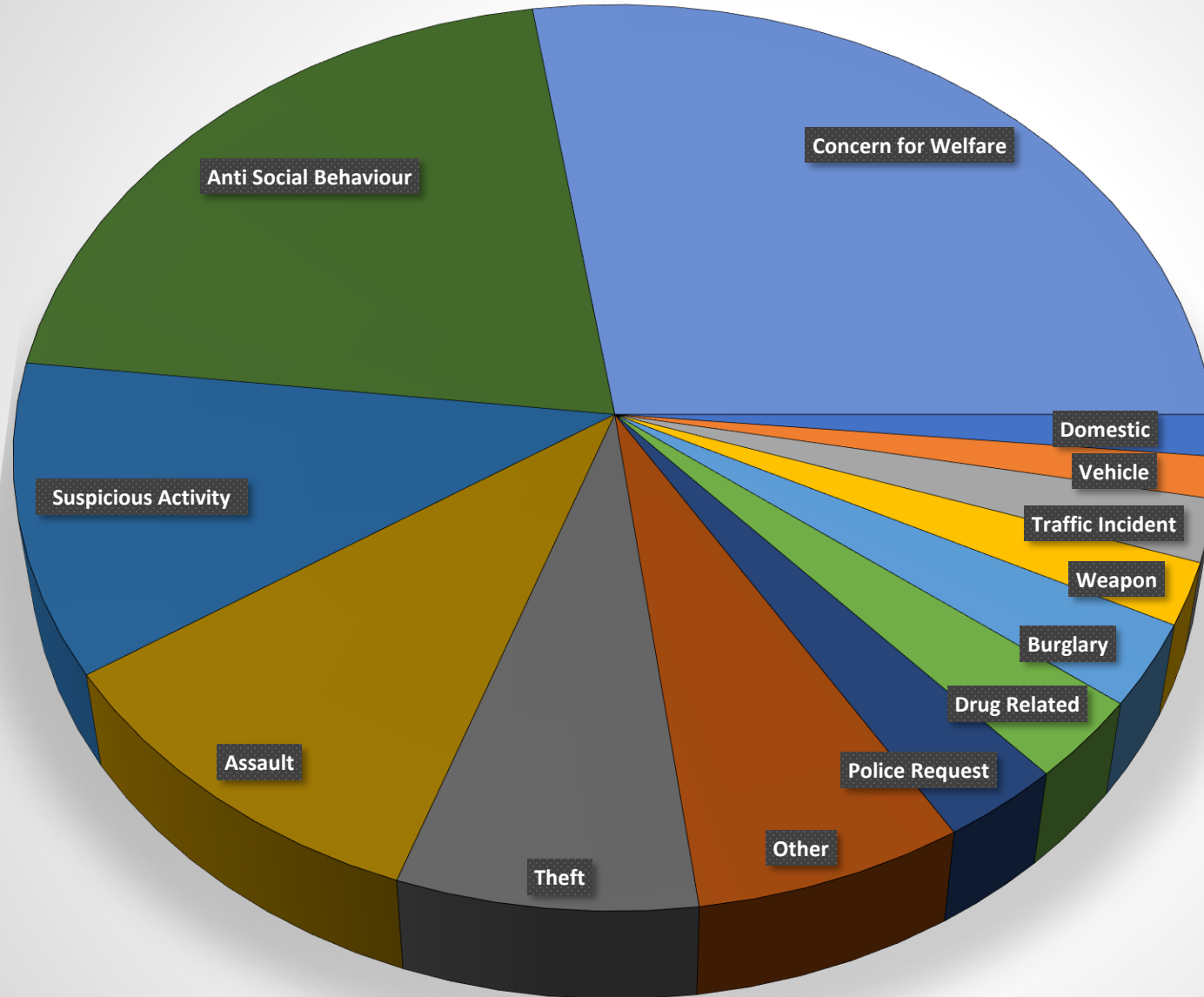


North Herts Incidents Q3 2025-2026

- **All Stats relate to incidents in the towns of:**
- Hitchin
- Letchworth
- Baldock
- Royston
- Knebworth

| Category Name | No. of Incidents |
|-----------------------|------------------|
| Domestic | 2 |
| Vehicle | 2 |
| Traffic Incident | 3 |
| Weapon | 3 |
| Burglary | 4 |
| Drug Related | 4 |
| Police Request | 4 |
| Other | 9 |
| Theft | 10 |
| Assault | 14 |
| Suspicious Activity | 15 |
| Anti Social Behaviour | 28 |
| Concern for Welfare | 37 |

North Herts Incident Categories Q3 2025-2026



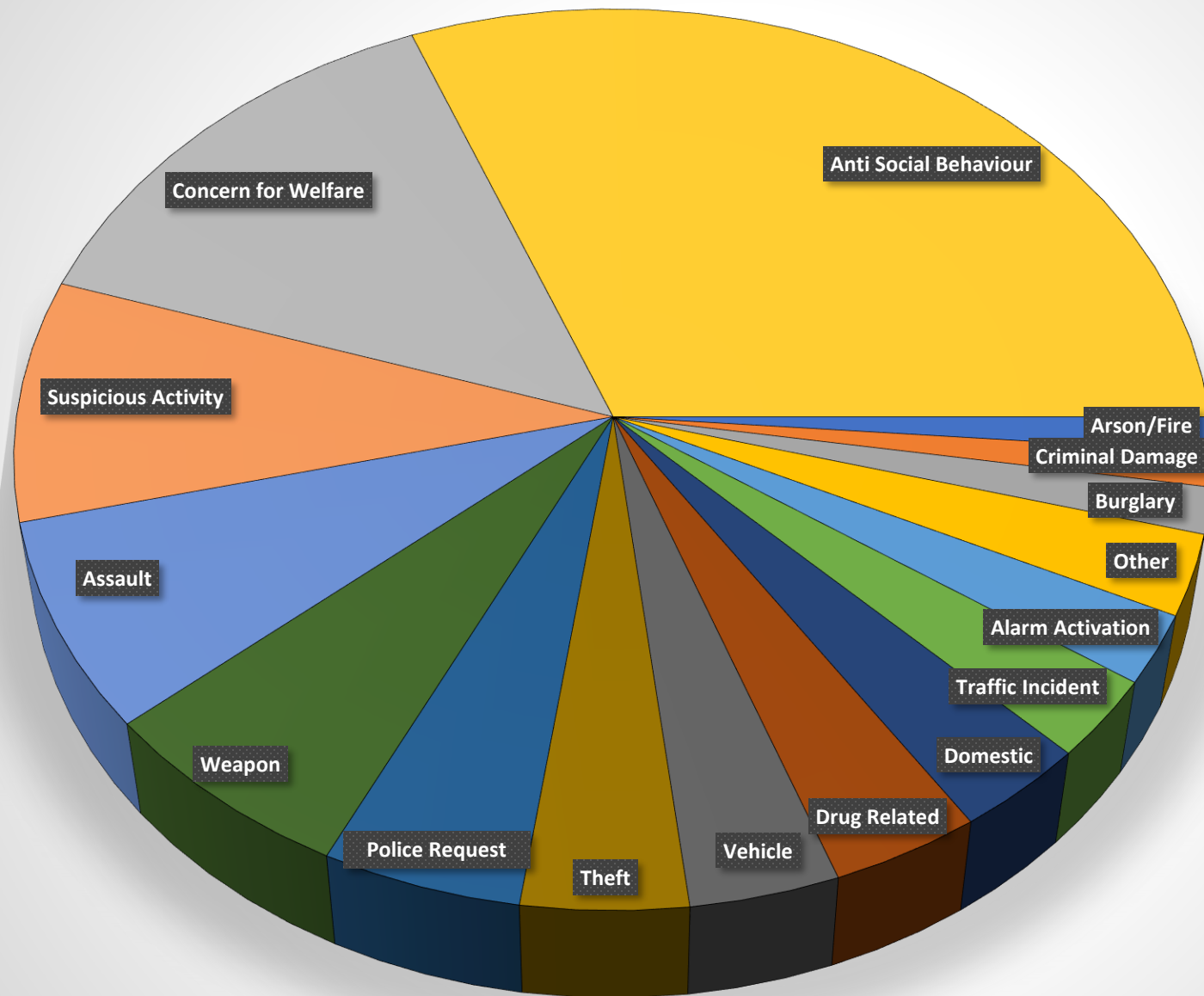
- Domestic
- Vehicle
- Traffic Incident
- Weapon
- Burglary
- Drug Related
- Police Request
- Other
- Theft
- Assault
- Suspicious Activity
- Anti Social Behaviour
- Concern for Welfare

East Herts Incidents Q3 2025-2026

- **All Stats relate to incidents in the towns of:**
- Hertford
- Ware
- Bishops Stortford
- Stanstead Abbots

| Category Name | No. of Incidents |
|-----------------------|------------------|
| Alarm Activation | 6 |
| Anti Social Behaviour | 75 |
| Arson/Fire | 3 |
| Assault | 18 |
| Breach | 1 |
| Burglary | 4 |
| Concern for Welfare | 34 |
| Criminal Damage | 3 |
| Deception/Fraud | 1 |
| Domestic | 8 |
| Drug Related | 9 |
| Other | 5 |
| Police Request | 12 |
| Suspicious Activity | 21 |
| Theft | 10 |
| Traffic Incident | 7 |
| Vehicle | 9 |
| Weapon | 16 |

East Herts Incident Categories Q3 2025-2026



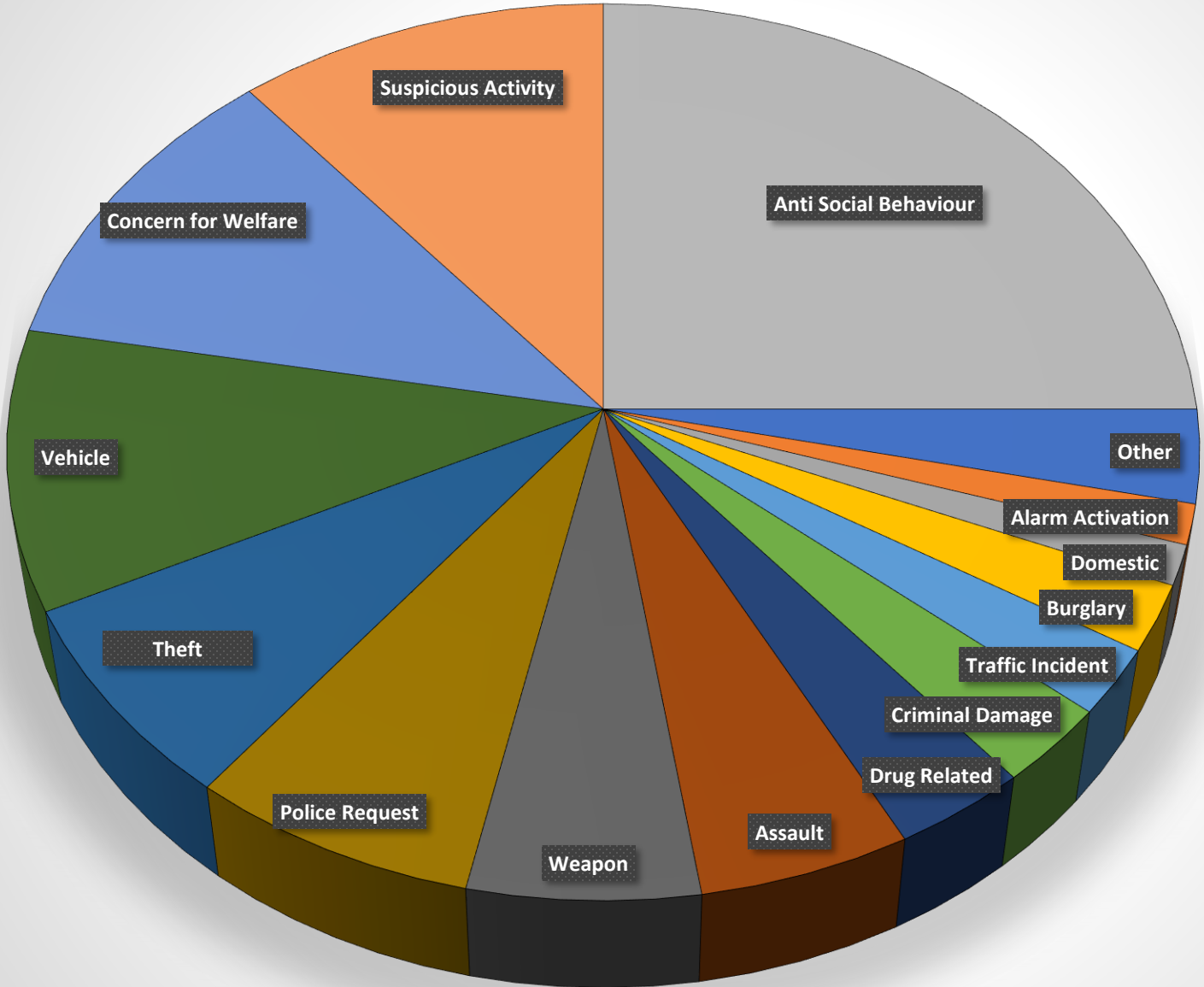
- Arson/Fire
- Criminal Damage
- Burglary
- Other
- Alarm Activation
- Traffic Incident
- Domestic
- Drug Related
- Vehicle
- Theft
- Police Request
- Weapon
- Assault
- Suspicious Activity
- Concern for Welfare
- Anti Social Behaviour

Hertsmere Incidents Q3 2025-2026

- **All Stats relate to incidents in the towns of:**
 - Borehamwood
 - Bushey
 - Potters Bar

| Category Name | No. of Incidents |
|-----------------------|------------------|
| Other | 7 |
| Alarm Activation | 3 |
| Domestic | 3 |
| Burglary | 5 |
| Traffic Incident | 5 |
| Criminal Damage | 6 |
| Drug Related | 7 |
| Assault | 11 |
| Weapon | 12 |
| Police Request | 15 |
| Theft | 15 |
| Vehicle | 21 |
| Concern for Welfare | 23 |
| Suspicious Activity | 23 |
| Anti Social Behaviour | 52 |

Hertsmere Incident Categories Q3 2025-2026



- Other
- Alarm Activation
- Domestic
- Burglary
- Traffic Incident
- Criminal Damage
- Drug Related
- Assault
- Weapon
- Police Request
- Theft
- Vehicle
- Concern for Welfare
- Suspicious Activity
- Anti Social Behaviour

Call Sources

The CCTV Control Room incidents come from a number of different sources as explained in this slide

Controller: the CCTV Controller has monitored this incident pro-actively

Police Airwaves: A call via the Police Airwaves Radio to the control room

Police Control: The Police Control Room Operator has called the CCTV Control Room via the telephone

Town Link: A call from a member of the Town Link or Pub Link Radio Scheme in the respective town.

Partnership Incidents by Call Source Q3 2025-2026

| Source | Count |
|-----------------|-------|
| Controller | 173 |
| Police Airwaves | 545 |
| Police Control | 103 |
| Town Link | 51 |

